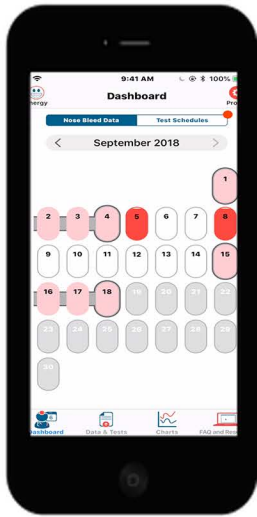


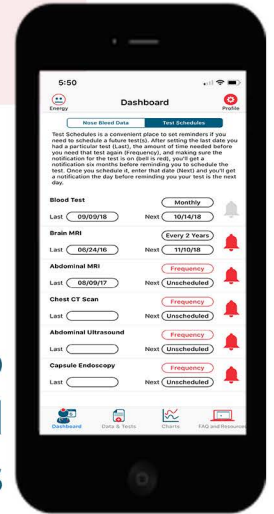
My HHT Tracker

Features of the iOS app



Record your nosebleeds and view your bleeding over time.

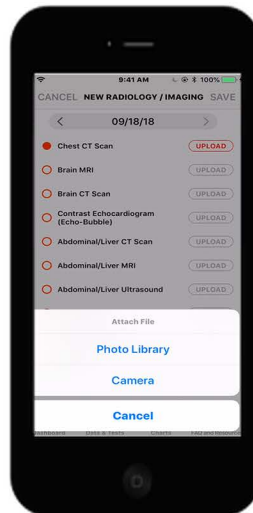
Pro Tip! You can switch between the "Track per interval" and "Track per bleed" Nosebleed tracking methods by clicking Profile in the the top right!



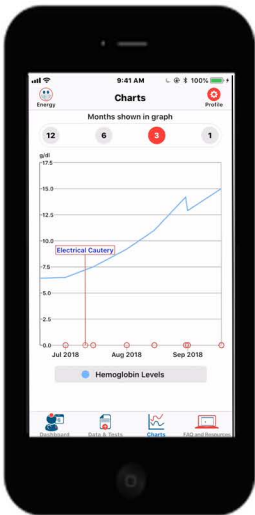
Get reminders to schedule & attend appointments & tests.

Store Lab Data, Imaging/Radiology, Procedures and Interventions, Transfusions and Infusions.

Enter lab data and upload test results and imaging.

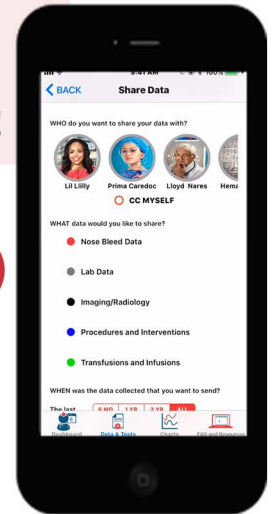


Pro Tip! View the FAQ and Resources tab to learn more about HHT. **Don't forget to Register!**



View how your HHT data has changed over time using Charts.

Easily share your HHT data with your healthcare providers.



Backup your data!

To protect your privacy, the data entered on **My HHT Tracker** does not auto-backup when you backup your Apple device.

To ensure you don't lose your data, make sure to:

1. Regularly backup your data by emailing yourself the backup file containing your **My HHT Tracker** data. To backup, click Profile in the upper right, then Backup.
2. Setup a Backup Reminder in the Notifications section of Setup!